

DAYTON LIVE DISCOVERY

I am going to the Victoria Theatre to see

BILLY GOATS GRUFF & OTHER TALES


Produced by Mermaid Theatre of Nova Scotia

Friday, January 23, 2026, at 9:30 & 11:30 a.m.

Billy Goats Gruff

and Other Tales

Produced by Mermaid Theatre of Nova Scotia



About the Victoria Theatre

On **Friday, January 23, 2026**, I am going to the **Victoria Theatre** to watch a show called **BILLY GOATS GRUFF & OTHER TALES**. The **Victoria Theatre** is a place in downtown Dayton where people can go to see different shows.

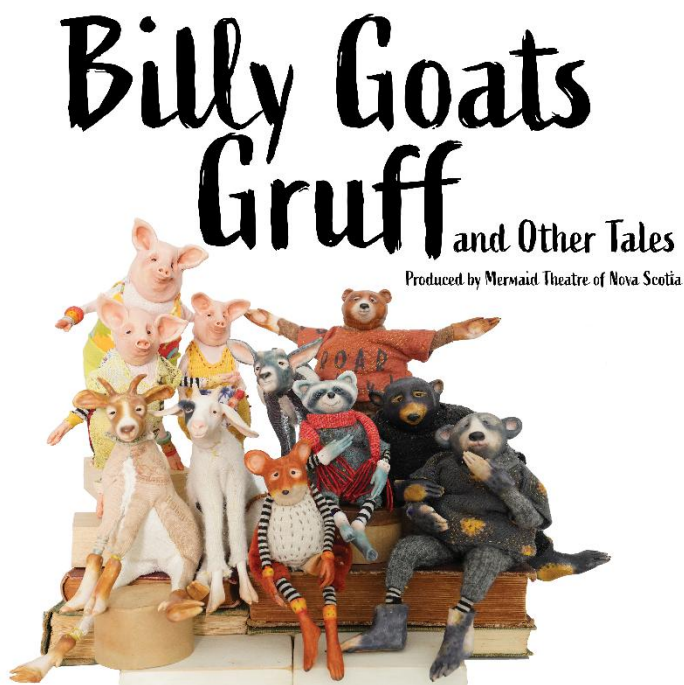


Video Guide to the Victoria Theatre

To find out what to expect when I go to the Victoria Theatre, I can watch a video on the **Dayton Live** YouTube channel, if it is okay. I can find the video here: <https://youtu.be/woJh0yKeaS8>.



About the Show



BILLY GOATS GRUFF & OTHER TALES, presents a fresh and engaging reimagining of three cherished children's stories – “Goldilocks And The Three Bears,” “The Three Little Pigs,” and “The Three Billy Goats Gruff.” Filled with adventure, humor, and heroism, the story follows a brave raccoon and a clever mouse who are on a journey to collect treasure. Along the way, they unknowingly help the goats, bears, and pigs, preventing disaster – without any of

the animals ever encountering a true villain.

Some Sensory Tools I Can Bring To The Performance

(I will ask my teacher or grown-up helper before I pack these)

- **Headphones or Earplugs** – to make loud sounds quieter.
- **Sunglasses or Hat** – to help with bright lights.
- **Fidget Toy or Stress Ball** – to keep my hands busy while waiting.
- **Anything Else I Need (with Permission)** – a comfort item, chewy snack, or other tool that helps me feel calm.

Duration of the Show

In **BILLY GOATS GRUFF & OTHER TALES**, there are several actors performing in the show! Their performance will last about **60 minutes**.

Traveling to the Victoria Theatre

The show will start at **9:30 a.m.** or **11:30 a.m.**, and we can plan on getting to the theatre a little early. First, I will ride to the Victoria Theatre with my class from school, or with my family. We can get dropped off in front of the building, we can park on the street, or we can park in The Arts Garage.

Then, I will walk from where we parked (or were dropped off) to the Victoria Theatre. My teachers or family can tell me what we plan to do.




In the Lobby of the Victoria Theatre

When I get to the Victoria Theatre, I will go inside the building. The **lobby** is the area I pass through to get into the theatre. I may see other students waiting, volunteers getting ready to help audience members, and more. In the Victoria Theatre, the lobby has beautiful lights, marble floors, and brass railings.

It is possible that the doors to the theatre may be closed when I get to the lobby. Having them closed helps the actors prepare for the audience, and I will have to wait inside the lobby before going into the theatre.

While I wait, I can look around the lobby, go to the restroom (with permission), or talk to fellow students about activities I may have done in class or at home to prepare for the show.



Volunteers at the Victoria Theatre

Inside the lobby, I will see people who work or volunteer at the theatre. They will be wearing special nametags. They will greet us at the door and check our school or family off the reservation list. They can also help to answer questions and show me where to go. I can say “hi” or “good morning” to the ushers.



Inside the lobby, I will also see other people who are coming to see **BILLY GOATS GRUFF & OTHER TALES**.

Because there may be a lot of people in the lobby, it is important for me to stay close to my class or my family, so I feel safe. If I think it might be too loud in the lobby, I can cover my ears or pack my headphones to wear.

Restrooms in the Victoria Theatre

If I need to use the restroom, the men's and women's restrooms are located on left side of the theatre lobby. If my class or family is seated in the balcony, there are also restrooms there. The men's restroom is on the left side of the balcony lobby, and the women's restroom is on the right side of the balcony lobby. There is also a **family restroom** located upstairs in the balcony lobby.

If I need to use any of the restrooms, I will ask my teacher or parent/guardian for permission before I visit one.

The restrooms use motion sensors to flush. There are paper towels that I can use to dry my hands after I wash them. If there are a lot of people who need to use the restroom, I may have to wait in line. I will try to be patient and wait my turn to use the restroom.



Food, Drinks and Lunch

Because this is a special performance, I will not bring any food or drinks to snack on during the show. If my class is staying for lunch, I will leave my sack lunch with my class or group's lunches so we can eat together after the performance.

The Elevator

On the right side of the lobby, I may notice an elevator with big brass doors that open side to side. This elevator helps take audience members up to the balcony without climbing stairs.


I may see other students or audience members taking the elevator to their seats. If I, or a classmate, needs to use the elevator, I will have my teacher or family help. There will be an usher who will make sure that I know which buttons to push, and which doors will open.

If I do take the elevator, and not the stairs, I will select the correct button to push, and it will light up. Once moving, the elevator may make strange noises because it is a historic elevator, but I know the elevator is safe and will deliver me to the right floor so I can enjoy the show.



Entering the Theatre

When it is time to go into the theatre, I will enter with my class or family. When I go inside the theatre, I will see lots of seats. Each seat has a letter and a number. The seats are all facing the stage. The people who sit in the seats to watch the play are called the **audience**.



My class or family has been assigned a specific section of the theatre in which to sit. I will have a specific seat assigned to me once we reach that section. An usher will help all of us find our seats once we enter the theatre.

When I come in, I will see the **stage**. The **stage** is where the actors perform. I will stay off the stage and sit down properly in my seat with my fellow classmates or my family.

While I wait for the show to begin, I may hear music playing or even see things on the stage. I can sit and listen to that music before the show begins. I can also look at the stage or screen and imagine how those objects or images will be used during the show. There are also many decorations around the theatre, and I may look at those from my seat and try to discover what they are.



Entering the Theatre (continued)



In the back of the theatre, I may notice some people standing or sitting at sound and light boards with lots of cords and wires.

These people are **technicians**. **Technicians** operate the light and sound boards during the musical or play. Because they are preparing for the performance, I will not enter the area in which they are working.

When it is time for the show to begin, the house lights will get a little darker. House lights are the lights used to make sure I can see my seat when I first enter the theatre. The stage lights will come up on the stage, and the show will begin with a Dayton Live staff person welcoming us to the show. After that welcome, the show will begin.

At the End of the Performance

At the end of the show, the actors will take turns coming to the stage to bow so the audience can clap for them. I will clap my hands for the actors. This shows the actors that they did a *great* job! The curtain will close, and the house lights will become much brighter in the theatre. This means the show is over.

Someone will enter the stage again to dismiss me from the theatre. I will stay in my seat and with my class or family until we are given permission to leave.

Theatre Etiquette

I have learned a lot about what to expect when I go to see **BILLY GOATS GRUFF & OTHER TALES**.

If I want to learn about etiquette in the theatre, I can watch the etiquette video on the **Dayton Live** YouTube channel, if my teacher or family says it is okay. I can find the video here:

<https://youtu.be/sVLqycODsK8?si=OP6JRIHqtEJtnLU9>.



Exiting the Theatre

After a Dayton Live staff member has dismissed our school or group, I will look around my seat and make sure I pick up all my things before I leave. I will walk to the aisle and wait for my teachers or group to walk out of the theatre together.

A lot of people will be leaving the theatre at the same time, so I will try to be patient while I wait my turn to walk up the aisle and into the lobby.

If I have permission from a teacher or guardian, I can stop in the restroom if I need to on my way out of the theatre.

I will walk with my classmates or family through the lobby and to our bus or car.

